


(B)	Public shareholding								
1	Institutions								
(a)	Mutual Funds/UTI								
(b)	Financial Institutions/Banks								
(c)	Central Government/State Government(s)								
(d)	Venture Capital Funds								
(e)	Insurance Companies								
(f)	Foreign Institutional Investors								
(g)	Foreign Venture Capital Investors								
(h)	Any Other (specify)								
	Sub-Total (B)(1)								
B 2	Non-institutions								
(a)	Bodies Corporate	109.00	135,100.00	34,900.00	2.86	2.86			
(b)	Individuals								
1	Individuals - i. Individual shareholders holding nominal share capital up to Rs. 1 lakh	6,823.00	2,174,600.00	389,700.00	45.96	45.96			
ii.	Individual shareholders holding nominal share capital in excess of Rs. 1 lakh.	16.00	1,275,070.00	-	26.95	26.95			
(c)	Any Other (NRI)	1.00	1,000.00	1,000.00	0.02	0.02			
(c-1)	HUF								
	Sub-Total (B)(2)	6,951.00	3,585,770.00	425,600.00	75.78	75.78			
	Total Public Shareholding (B)= (B)(1)+(B)(2)	6,951.00	3,585,770.00	425,600.00	75.78	75.78			
	TOTAL (A)+(B)	6,962.00	4,731,600.00	425,600.00	100.00	100.00			
(C)	Shares held by Custodians and against which Depository Receipts have been								
	GRAND TOTAL (A)+(B)+(C)	6,962.00	4,731,600.00	425,600.00	100.00	100.00			

NOT TO BE REPRODUCED

 Director

(1)(b) S.N (I)	Name of the shareholder (II)	Total shares held		Shares pledged or otherwise encumbered		
		Number (III)	As a % of grand total (A)+(B)+(C) (IV)	Number (V)	As a percentage (VI)=(V)/(III)*100	As a % of grand total (A)+(B)+(C) of sub-clause (I)(a) (VII)
1	Active Cycle Pvt Ltd	235900	4.99			
2	Shantanu Kejrival	180000	3.80			
3	True Toys Pvt Ltd	124000	2.62			
4	Anita Kejrival	20000	0.42			
5	Rukmani Devi Kejrival	19530	0.41			
6	Sutodia Investment & Trading Company Ltd	209000	4.42			
7	Active Luggage Pvt Ltd	104000	2.20			
8	Salendra Goswami	133800	2.83			
9	Tobu Industries Pvt Ltd	118500	2.50			
10	Sheeral Kejrival	100	0.00			
11	Nagamal Kejrival (N M Kejrival)	1000	0.02			
	TOTAL	1145830	24.21			

For Toba Enterprises Limited


Director

(1)(c)	Statement showing Shareholding of persons belonging to the category "Public" and holding more than 1% of the total number of shares		
Sr. No.	Name of the shareholder	Number of shares	Shares as a percentage of total number of shares i.e. Grand Total (A)+(B)+(C) indicated in Statement at para (1)(a) above}
1	Jai Shree Bindal	103000	2.18
2	Sunil Mittal	230430	4.87
3	P. K. Bindal	109500	2.31
4	RAJNISH GOENKA	225500	4.77
5	A S UBEROI	84000	1.78
6	MEERA GOENKA	227840	4.81
7	RAMA MITTAL	93500	1.98
8	NAVEEN MITTAL	92500	1.95
	TOTAL	1166270	22.69

For Public Relation Officer



Director


Statement showing details of locked-in shares			
(1)(d)			
Sr. No.	Name of the shareholder	Number of locked-in shares	Locked-in shares as a percentage of total number of shares [i.e., Grand Total (A)+(B)+(C) indicated in Statement at para (1)(a) above]
1	N.A	0	0.00
2	N.A	0	0.00

For this Statement




Director

Statement showing details of Depository Receipts (DRs)				
(H)(a)				
Sr. No.	Type of outstanding DR (ADRs, GDRs, SDRs, etc.)	Number of outstanding DRs	Number of shares underlying outstanding DRs	Shares underlying outstanding DRs as a percentage of total number of shares (i.e., Grand Total (A)+(B)+(C) indicated in Statement at para (f)(a) above)
1				
2				
TOTAL				

For Tobu Enterprises Limited

 Director

(II)(b)	Statement showing Holding of Depository Receipts (DRs), where underlying shares are in excess of 1% of the total number of shares			
Sr. No.	Name of the DR Holder	Type of outstanding DR (ADRs, GDRs, SDRs, etc.)	Number of shares underlying outstanding DRs	Shares underlying outstanding DRs as a percentage of total number of shares {i.e., Grand Total (A)+(B)+(C) indicated in Statement at para (I)(a) above}
1	N/A	N/A	0	0.00
2	N/A	N/A	0	0.00

For **Tobu Enterprises Limited**



Director